













Aluminum Extension Ladder Comparisons

Features and Benefits		D700	D1100	D1200	D1300	D1500	D500-2
Type		III	III	II	I	IA	IA/IAA
	Rope clamp ties rope to rung		✓	✓	✓	✓	✓
	Heavy duty shoe with slip-resistant tread and spur plate						✓
	Removable sections for use as a single ladder					✓	✓
	External Guide brackets					✓	
	Pivoting shoe	✓	✓				
	Slip-resistant shoe with Shu-lok® feature and spur plate			✓	✓	✓	
	Interlocking side rails		✓	✓	✓		✓
	Rope and pulley system		✓	✓	✓	✓	✓
	Spring loaded locks		✓	✓	✓	✓	✓
	Modified I-beam rails	✓	✓	✓	✓	✓	✓
	Alflo® rung joint for Twist-Proof® performance	✓	✓	✓	✓	✓	✓
	Mar-resistant end caps	✓	✓	✓	✓	✓	✓
	Slip-resistant Traction-Tred® D-rungs	✓	✓	✓	✓	✓	✓

